

ENTRY-LEVEL SINGLE STATION PREMADE BAGGERS



APPLICATIONS

- Coffee / Tea
- Confectionary
- Dry Goods
- Powders
- Nutritional Products
- Hardware
- Pet Foods
- Frozen Foods
- Bakery
- Household Chemicals
- Fresh Produce
- Pharmaceuticals
- Snack Foods
- Meats
- Cannabis
- Gummies &




FEATURES

- Stainless steel #304 construction
- Advanced PLC control system with 7" color touchscreen control panel
- Packaging parameters may be easily set and changed
- Self-diagnostics may be viewed directly from the screen
- Statistic production overview & recording
- Fully pneumatic operating system, easy operation & maintenance
- Interlock safety door for added protection
- Easily integrated into existing packaging line
- Includes pouch infeed conveyor
- Vacuum pump for bag pickup and opening
- PID temperature control



PACKAGE SAMPLES



SPECIFICATIONS

MODEL	CESS-2/300	CESS-2/430	CESS-1/300
Bag Width	100-300mm / 3.9-11.8"	100-300mm / 3.9-11.8"	100-300mm / 3.9-11.8"
Bag Length	100-300mm / 3.9-11.8"	100-430mm / 3.9-16.9"	100-300mm / 3.9-11.8"
Speeds	8-30 ppm	8-30 ppm	8-15 ppm
Power	220V / 50-60Hz / single phase / 20A	220V / 50-60Hz / single phase / 20A	220V / 50-60Hz / single phase / 20A
Dimensions L x W x H	1784 x 1000 x 1650mm (70.2" x 39.4" x 65")	1784 x 1000 x 1650mm (70.2" x 39.4" x 65")	1750 x 510 x 1650mm (68.9" x 20.1" x 65")

ENTRY-LEVEL PREMADE BAGGING SOLUTION

OPTIONAL EQUIPMENT ATTACHMENTS




AUGER SCREW FILLER

Automatic weighing of various powder and granule products. Such as flour, spices, & sugar



VOLUMETRIC CUP FILLER

Filling dry, free-flowing materials such as granules, seeds, snacks, & small parts



2 HEAD LINEAR SCALE (OR 4 HEAD)

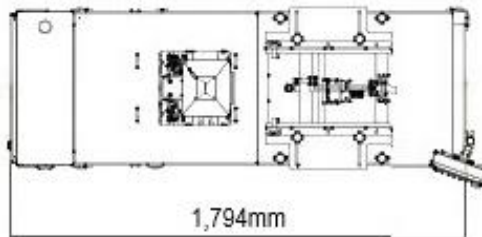
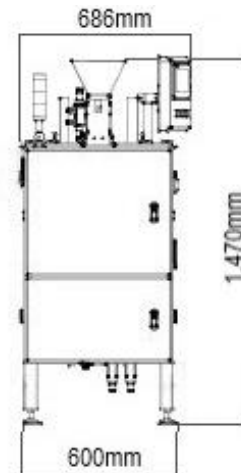
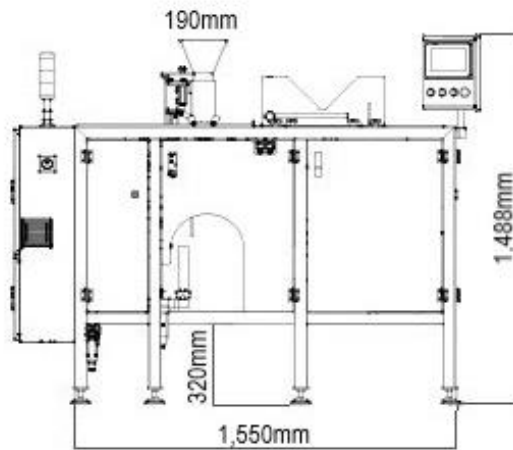

Handle a wide variety of products, including dry goods, grains, seeds, cereals, pet foods, dried fruits/ nuts & more



MULTIHEAD WEIGHER (10 HEADS)

Handle a wide variety of products, including snacks, confectionary, coffee beans, bakery, hardware, cannabis, & more

MACHINE LAYOUT



PRECISE. RELIABLE. AFFORDABLE.

226 Industrial Parkway N, Unit #3
Aurora, Ontario L4G 4C3
905.737.5400 | cam-systems.ca